

 Geminisuper	 DOG-Pro32W	 DOG-Basic32
<ul style="list-style-type: none"> ● Characteristic <ul style="list-style-type: none"> •Simultaneous print: Braille and Ink •Double sided print: Braille and Ink (Need to reset the form) •Interline 	<ul style="list-style-type: none"> •Simultaneous double sided print: Braille print •Interline / Interpoint 	<ul style="list-style-type: none"> •Double sided print: Braille print (Need to reset the form) •Interline
<ul style="list-style-type: none"> ● Types of characters alphabet / numerals / symbols (Braille and Ink) 	alphabet / numerals / symbols	alphabet / numerals / symbols
<ul style="list-style-type: none"> ● Number of characters 32 cells per line (Braille) 	32 cells per line (Braille)	32 cells per line (Braille)
<ul style="list-style-type: none"> ● Line per page (10 x 11 inches paper) <ul style="list-style-type: none"> •24 lines maximum in 6 dots (each of Braille and Ink) •19 lines on front side / 18 lines on back side when double sided printout 	<div> <div>(8 x 10 inches paper)</div> <ul style="list-style-type: none"> •22 lines maximum in 6 dots (Interpoint system) •18 lines maximum in 6 dots (Interline system) </div> <hr/> <div> <div>(10 x 11 inches paper)</div> <ul style="list-style-type: none"> •24 lines maximum in 6 dots (Interpoint system) •19 lines maximum in 6 dots (Interline system) </div>	<div> <div>(8 x 10 inches paper)</div> <ul style="list-style-type: none"> •22 lines maximum in 6 dots •18 lines on front side / 17 lines on back side when double sided printout </div> <hr/> <div> <div>(10 x 11 inches paper)</div> <ul style="list-style-type: none"> •24 lines maximum in 6 dots •19 lines on front side / 18 lines on back side when double sided printout </div>
<ul style="list-style-type: none"> ● Paper Continuous tractor feed paper 9.5~11 inches x 10~14 inches 	Continuous tractor feed paper 8.0~11 inches x 10~14 inches	Continuous tractor feed paper 8.0~11 inches x 10~14 inches
<ul style="list-style-type: none"> ● Printing speed 32 characters per second (Braille) 90 characters per second (Ink) 	64 characters per second	32 characters per second
<ul style="list-style-type: none"> ● Print buffer 32KByte 	32KByte	32KByte
<ul style="list-style-type: none"> ● Interface USB / RS-232C / Centronics 	USB / RS-232C / Centronics	USB / RS-232C / Centronics
<ul style="list-style-type: none"> ● Sound Level (Sound level may vary with ambient conditions) 55dB(A) 	40dB(A)	37dB(A)
<ul style="list-style-type: none"> ● Power Supply and Power Consumption 100-120/200-240V 50/60Hz /130VA 	100-120/200-240V 50/60Hz /80VA	100-120/200-240V 50/60Hz /80VA
<ul style="list-style-type: none"> ● Size 18.5(W) x 16.5(D) x 12.6(H) inches 	17(W) x 16(D) x 12.8(H) inches	16.5(W) x 12.5(D) x 11.5(H) inches
<ul style="list-style-type: none"> ● Net weight 24.5Kg 	28kg	22kg

TELE
SOFT

Can you sleep by the side of the "Braille Printer"?

"A Braille Printer" that annoys you with its loud noise.

You've given it up, haven't you?

So, why don't you try to sleep by the side of

"The Nippon Telesoft's Braille Printer"?

You'll be amazed by its very quiet operation.

Some blind person tries to touch as wondering if it's operating really.

A slight sound can barely be heard, but it's comfortable to the ear.

Some says they can take a nap!

Of course, you need NO soundproof box, NO soundproof room.

Our printers produce very clear Braille to read and can print at high speed.

Also, you'll be satisfied their outstanding function - simultaneous parallel print "Braille & Ink."

(If you don't read Braille, you can understand what is written.)

We're sure our Braille Printers will extend your world of

"Possibility and Chance".

Amazing Quiet Operation!
Reliable Fast Work!

*Normal startup.
Ready to print.*

*Equipped with Printer Status
Voice System*



TELE
SOFT

Nippon Telesoft Co., Ltd.

Phone: +81-3-3264-0800 Fax: +81-3-3264-0880
1-8-1 Kojimachi, Chiyoda-ku, Tokyo 102-0083 JAPAN
E-mail: ts-info@telesoft.co.jp

www.nippontelesoft.com

www.nippontelesoft.com

Nippon Telesoft Co., Ltd. is a representative company that produces and sells hardware and products related to braille, three types of Braille printers.



Braille Printer

Gemini^{SUPER}

**Now even quieter and faster than ever!
Braille and ink printing on same sides.**

Gemini Super is the ink jet version of the previous Gemini printer. It builds on the reliability and engineering of the well-known Gemini printer.

Inkjet printing is quieter than dot printing. Printing is faster than before. State of the art performance makes Gemini super super-popular in all environments.

Print Braille and ink simultaneously on the same page

Gemini super can print Braille and link simultaneously on parallel lines o the same page. Just flip the paper and you can easily print on both sides.

Print Enlarged Ink Characters

This printer can print ink characters two times as big as ever. It makes easy for weak sighted and senior citizens to see what is written. It is possible to change the font and the position Ink characters both above and under the Braille and also possible to adjust the shading.

Print at High Speed With Minimum Noise

The noise level has been greatly reduced by using Nippon Telesoft fs high-tech printing method that actually pushes the Braille printing pins into the paper instead of striking the paper. This method also allows an entire line of Braille tp be printed at the same time. There is not conventional big noise while embossing. You can feel free to use it, wherever and whenever.

Now even quieter and fas
Braille and ink printing
There is a new model
of the Nippon Telesoft Br
the "GEMINI" inkjet.




Braille Printer

**DOG-
Pro32W**

A Braille printer, Double sided and simultaneous printout at high speed.

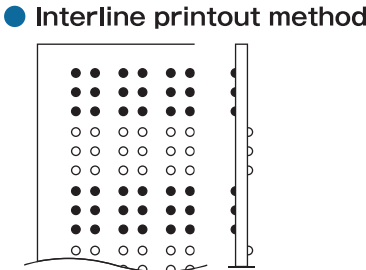
- *Pro32W is a quiet printer, and efficient at its operation.
- *Connect to a personal computer directly, and it starts double sided printout simultaneously.
- *The most suitable Braille printer for the users who want print a large quantity of Braille document with saving time and cost.
- *As it can printout simultaneously on both sides, it reduces the cost of paper by 50%.
- *A single sided printout is possible as usual.
- *When double sided printout with interpoint system , it ensures excellent Braille quality. (Double sided printout with interline system is also possible.)

● Interpoint printout method
Face side 22 lines x Back side 22 lines = 44 lines
(8 x 10 inches paper)



Interpoint printout method is adopted to this printer.
To emboss the back side Braille in the space between the dots of the front side.
It can emboss much more data than common method so that it helps you to reduce the cost of paper extremely.
As for the BPW-32, to printout by interline method is also possible.

● Face side Embossing
○ Back side Embossing



Face side 18 lines x Back side 17 lines
= 35 lines (8 x 10 inches paper)



Braille Printer

**DOG-
Basic32**

The Braille printer with the lowest noise in the worldwide market.

- *Basic32plus is an efficient Braille printer at its quiet operation - emboss Braille by pushing up pins calmly.
- *Just to connect to a personal computer, then it starts to emboss the Braille.
- *No need to be annoyed with that conventional "Loud noise" any more.
- *The noise level of the Basic32plus is the lowest one that you have never experienced.
- It is the "Best choice" for the uses at home & office.
- *Double sided printout is also possible.
- *With the very simple and ease of use, blind and visually impaired people can operate just with their fingertips.

